

Sacred Grove Academy

A Pagan Cover School Ministry of Sacred Grove Church

Summer 2018

**Sacred Grove Academy
P.O. Box 505
Auburn, AL 36831-0505**


Linda Kerr, Director

**Phone:
(334) 408-7372**

**Email:
sacredgroveacademy@
gmail.com**

**Website:
www.sacredgroveacademy.
org**

Sacred Grove Academy is a church school operated under legal code 16-28-1, 16-28-3, 16-28-7, and 16-46-3 (church school law) of the State of Alabama



Why Pagans Homeschool

by Bekah Evie Bel

*From:
<http://www.patheos.com/blogs/hearthwitchdownunder/2016/09/why-pagans-homeschool.html>*

This post is for the Patheos Public Square topic: Homeschooling and the Public Education Quandary.

“The challenges of public education and the political rhetoric around it have driven many parents to choose to educate their children on their own. How do faith choices shape this conversation? Is public education a threat to family values? Is homeschooling a choice of opportunity or fear?”

I have been homeschooling for three and half years now. I am a member of many homeschooling groups on Facebook, but I have the privilege of actually running what I believe is the largest Pagan Homeschooling group on Facebook. When I considered how to answer this topic I realised it was actually a great opportunity to share the views and perspectives of other Pagan homeschoolers, rather than only my own. So I presented the topic and questions to my Pagan Homeschooling group.

The answers were all very similar in nature.

I have discussed this in part before, but our western world is largely dominated by a Christian perspective. Say the word “god” and people will automatically conjure an image of the Christian God. Even hard core Atheists will see the Christian God, even Pagans will sometimes revert to seeing that image first. Not

Dionysos or Odin or Anubis or Ganesh. The word “god” refers to Them too, so why don’t we see Them too?

Say the word “religion” and people will automatically think of Christianity, of churches and crosses, mass and Jesus. They won’t think of a woman with her hands raised to the sky, singing to her Goddess. They won’t see a pentagram or a laurel wreath. They won’t see a child who touches a wild bird in awe and reverence.

Our history is written from the perspective of Christianity and dominance. The winners write the history, the Christian world decides what our children learn in schools. Thus it is that I learned all there is to know about Hitler and his genocide of the Jewish people – but I didn’t really learn much of his attack on black people, the Romani and other peoples and cultures and religions. Just the Jews (obviously they were the main victims, but it doesn’t mean others should be ignored either).

So it is that I learned about Australia from the point that white people came here, and whenever we touched on what existed here before, it was presented in a way to make it seem like the Aboriginal peoples were already past tense, even then, even before we arrived. When we came, we brought them a future, we didn’t destroy their past. Or so our histories and education system would have you believe.

Continued on page 8

If You Move:

If you move to a new residence within the state of Alabama, and you move into a different public school district, you **MUST** send in a new Enrollment Form for the new school district, **immediately** (don't wait for re-enrollment time!). You do not have to inform the previous school district that you have moved, but you do need to let the new one know that you are enrolled in a church school; otherwise you will be subject to truancy laws.



Attendance Forms Due by August 1

Attendance forms for 2017-2018 are due now, and must be received by August 1. Your completed attendance forms are essential to fulfilling the letter of the law, and without them, you will not be able to re-enroll for the following year, even if you have sent your tuition fees.

EASY! Submit your attendance through our website! <www.sacredgroveacademy.org/forms/Attendance/form.html>

You can also email your attendance forms; either by scanning and emailing your handwritten copies, or by emailing your Word or Excel document.

Re-Enrollment Deadline: August 1

The deadline for sending in your attendance forms and for re-enrolling is AUGUST 1. All enrollments will officially end on July 1; however, you can re-enroll for the 2018-2019 school year beginning anytime after June 1. The tuition is \$75 for the first child, and \$25 for each additional child. In order to re-enroll, you must send the tuition fees and your previous years' attendance forms. You do not have to fill out a new Enrollment Form, unless you have recently moved.

If You Miss the August 1 Deadline:

If you have not re-enrolled by August 1 and have not contacted us to let us know you will be late, you'll be considered withdrawn, and we will send the obligatory letter to the school board stating such. You can re-enroll after that time, but you will need to pay the \$25 admission fee per child in addition to the tuition fees, and fill out both the Enrollment Form (CSEF) and the Admission Form again.

Late Re-Enrollments With Notice:

If you contact us PRIOR TO AUGUST 1 to tell us you will be late: You will have a grace period of 30 days, until August 31, to send in your re-enrollment tuition for the upcoming school year. There will be a late fee of \$25 per family, which must be paid, in addition to the tuition fees, before you will be considered to be re-enrolled. Please note that if your late re-enrollment is not received by August 31, we will begin un-enrollment procedures.

How to Pay for Your Re-Enrollment:

We accept re-enrollment tuition payments either via check or money order sent regular mail, or over the web using PayPal. You can use this free service to pay for your renewal each summer.

The link to pay via PayPal is <www.sacredgroveacademy.org/Paypal.html>.

Transcripts Policy

You may prepare your own transcript using the blank forms provided on our website. However, if you'd like Sacred Grove Academy to prepare an official transcript for you, with the director's signature, there is a \$25 transcript fee. You will need to fill out the Transcript Request Form (available on our website), and send it in with your check or money order (or pay via PayPal). If you'd like the records faxed, there is a \$5 fax fee, and there is also a \$15 rush fee for faster than two-week service (fax fee is extra).

The parent/teacher must supply the subjects and grades for the student, using the Transcript Request Form. Sacred Grove does not know what your child studied nor what his/her grades were. Parents must turn in attendance forms BEFORE an official transcript will be made. If the student has not turned in an attendance form, we will send a letter stating no work can be verified. Official transcripts will not be made for non-graduating students withdrawing before the end of the school year. If a student withdraws during the school year to transfer to another school, parents will need to negotiate admission to another school on that school's terms, without a transcript from Sacred Grove Academy. Official transcripts will not be made for partial years of less than three months. For any partial year of the student's enrollment, we will send a letter stating no work can be verified. Official transcripts can only be made for the period of time your child was enrolled with Sacred Grove. We can not create transcripts for any school years, full or partial, prior to or after your child's enrollment in Sacred Grove. All fees must be paid before a transcript is sent to the parent, school, or college. All transcripts will be mailed, unless a fax is requested and the extra fee (\$5) paid.

Withdrawal Policies:

All enrollments end on July 1. If you do not re-enroll by August 1, you will be considered withdrawn, but may re-enroll at any point in the future, as long as all other policies have been adhered to. After August 1, an official letter to your local school superintendent will be sent stating that you are no longer enrolled in Sacred Grove Academy (as required by state law).

You can also officially withdraw from Sacred Grove at any time during the school year. ****No refunds will be given at any time.**** Families withdraw for various reasons, including sending their children back to public school, or moving out-of-state. To officially withdraw during the school year, just send a notice to Sacred Grove by mail or by email, stating that you are withdrawing. An official letter to your local school superintendent will then be sent stating that you are no longer enrolled in Sacred Grove Academy.

Removals & Improper Withdrawals:

NOTE: After **any** official or improper withdrawal or removal, an official letter to your local school superintendent will be sent stating that you are no longer enrolled in Sacred Grove Academy, and we will send a letter to your last known address stating the same. If you are not enrolled anywhere else, you will be subject to truancy laws.

You will be removed from enrollment with Sacred Grove if:

- You do not send your child's previous years' attendance forms in by August 1;
- If you write a worthless check, and restitution is not made within 30 days (civil charges may apply); or if any other fees are in arrears and are not paid within 30 days.

In the above cases, until your fees or forms are mailed in to us, no records or information will be

released about your child to you or to subsequent schools that may request such, nor will we provide diplomas, transcripts, letters giving date of withdrawal for purposes of GED, driver's license, or other reason, or any other information requested about that child. Furthermore, if attendance forms are not received within 12 months of your withdrawal (for example, 2017-2018 forms sent in by August 1, 2019), all of the above will apply, and no one in your family will be allowed to enroll or re-enroll in Sacred Grove Academy at any point in the future for any reason.

You will be considered to be improperly withdrawn if:

- If your summer or winter newsletter is returned undeliverable because you have moved and not sent in a change of address, and we cannot then get in touch with you by phone or email; as we will have no way of knowing whether you are still in your original school district or even in the state (Note: if your newsletter comes back, we make a reasonable attempt to contact you before removing you from the rolls);
- We discover that you have enrolled your child in a different school when that school sends us a request for your child's records, and you have not officially withdrawn (NOTE: We will NOT send any information without receiving an official withdrawal from you!)

In the above cases, no one in your family will be allowed to enroll or re-enroll at any point in the future for any reason, and no records or information will be released to you or to subsequent schools that may request such, nor will we provide diplomas, transcripts, letters giving date of withdrawal for purposes of GED, driver's license, or other reason, or any other information requested, AT ALL for that child.

Geography for Kids

The Days the Sun Stands Still

Written for the KidsKnowIt Network by: Debora Dyess

From:

<https://kidsgeo.com/geography-for-kids/the-days-the-sun-stands-still>

Have you ever noticed that days are long and warm in the summer and short and cold in the winter? Long summer days seem to stretch into the late hours of the night, while nightfall in the wintertime begins right around dinner time. If you've ever wondered what causes days to get shorter and nights to last longer in the winter, you've wondered about 'solstice.'

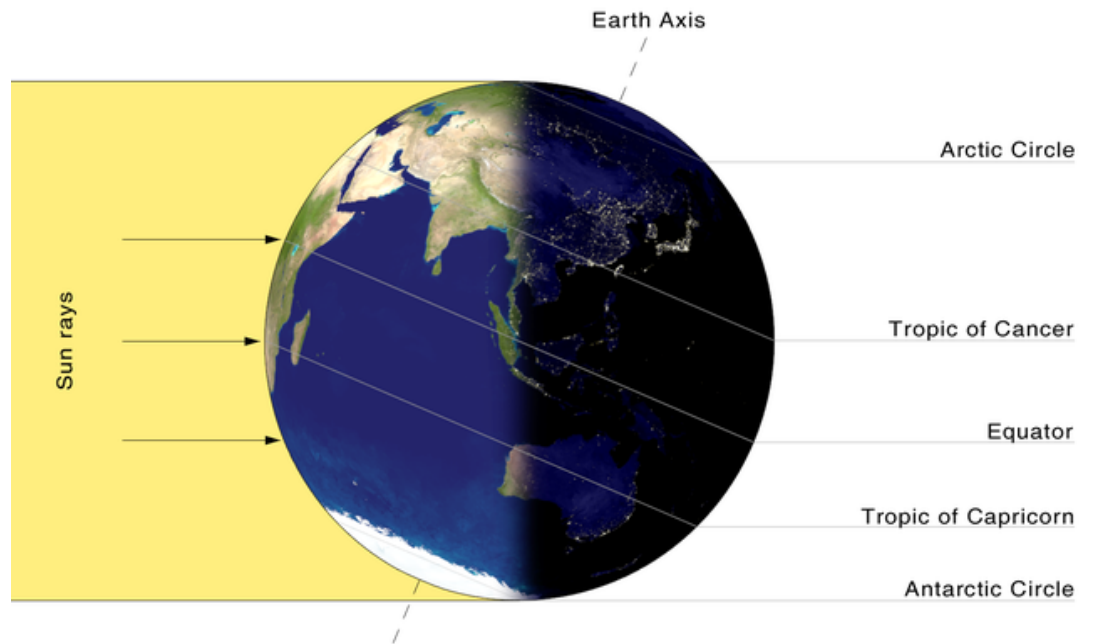
We all know that the Earth revolves (moves) around the sun. You might imagine the Earth sitting as straight as an astronaut strapped in a chair inside a rocket, moving around our star without a wobble. The Earth does not sit straight up, though. It sits at an angle, tilting slightly. While you can draw a straight line from the northern-most point of the planet to the southern tip, they are not equal distances from the sun.

The top of the Earth (the North Pole) does not always tilt toward the sun. It stays in the same position. So, as the planet revolves, sometimes it tilts toward the sun & sometimes the North Pole tilts away.

When the northern part of the Earth is tilted toward the sun, days in the Northern Hemisphere of the Earth are longer. The temperature is warmer. Summer comes to that half of the planet. Because they get most of the sun's light and warmth, the season changes and things begin to grow. The equator (the exact middle of the Earth measuring from top to bottom) is always the hottest area, but even those places warm in the summer. Six months later, when the Earth has revolved

half-way around the sun, the North Pole is tilted as far away from the sun as it ever gets. Days are shorter and the temperature is colder. Winter

commonly called 'the Summer Solstice' and 'the Winter Solstice', but that can get confusing, since summer and winter fall in different



When the northern hemisphere is away from the sun, this region experiences winter

comes.

But what is going on down south? The Southern Hemisphere is experiencing summer! Because their pole is now close to the sun, their temperatures rise and days lengthen.

The two halves of the Earth are always in opposite seasons. Places like Australia, South America and Africa experience summer while North America, Europe and most of Asia are cold!

There is one day each year when the Northern pole of the Earth is closest to the sun. That day falls on June 21-22. That day is called the Northern Solstice. On December 21-22, the Southern Solstice, the southern point of the planet is closest to the sun. The Solstices are more

parts of the year, depending on which hemisphere you live in.

Solstice means 'sun standing.' To astronomers (people who study the stars) long ago, it appeared that the sun moved around the Earth. On the two days of solstice, they believed that the sun was standing still because the measurement of the sun from the horizon stopped rising and began to fall again. Then, six months later, it happened again.

We now know that it is the Earth that moves. But on the days when the northern or southern tip of the Earth is tilted closest to the sun, we still celebrate the Solstice.

Children's Activities for Celebrating the Litha Sabbat Between June 20-22

From:

https://wicca.com/celtic/akasha/lit_hachildren.htm

Litha is a Sabbat honoring the Goddess as the Mother, the God as the Father, and of their children or the child in all of us. Here are some activities to help Pagan parents include their small children in the celebration. Head out into the back yard and enjoy the day!

Earth Puppets

Materials: Use natural items found in the yard, tape, and glue.

The easiest kind of puppets can be made from a twig. Select a twig that forks. You now have two arms and a handle to hold the puppet with. Find a fallen flower, and tape the stem to the handle for the head. You can also tape the stem of a fallen leaf to the handle for the head. For clothing, wrap a leaf around the handle, and your puppet has natural summer wear.

Another puppet can be made with a pine cone. Glue the pine cone to the forked twig, for the head. Dried and fresh grass make loads of hair styles, beards, and mustaches. Use seeds or small rocks for eyes, nose, and mouth. Make clothing out of leaves and bonnets out of flower petals or acorn caps.

Use a large box or table for the stage, and enjoy the show.

Vegetable Tray Puppets

Materials: Large carrots, popsicle sticks, cream cheese, raisins or olives, celery, parsley, green beans, radishes, cauliflower buds, broccoli buds, cucumber spears,

any other desired vegetable, and cheese slices.

Having trouble getting the younger children to eat their vegetables? Let them play with their food! Peel several large carrots and cut off both ends. With a paring knife (adults only) cut a slit in the bottom of the larger end. Place several carrots on a plate. On a serving tray, in the middle place a small bowl of cream cheese, and surround with "garnishing vegetables." Cut cheese slices lengthwise to strips of hair.

Insert popsicle stick in the slit in a carrot. Using the cream cheese as glue, attach raisins or olives as eyes, and other assorted vegetables as arms, legs, hair, etc. Let the child(ren) put on a mealtime play before eating the characters. Lots of fun for the whole family!

Treasure Boxes

Materials: Sturdy cardboard box, natural items for decoration, white glue, med-size paint brush.

This little box is for the youngster to collect "treasured" memories from summer. Start with a large shoe box and lid. Let the child collect some items from the yard, the park, and/or the beach. Glue flat items to the box, and place the non-flat items inside. To give the box a more durable finish, brush on a coat of white glue diluted with water. Encourage the child to tell stories of where the different items came from, or make up stories about the contents.

Wheelbarrow Planter

Materials: 1 plastic detergent

scoop, 2 large brightly colored buttons, white glue, 1 cup potting soil, seeds.

Take the plastic detergent scoop and poke a couple of small holes in the bottom (adults only!) with a nail or a needle. Let each child pick out two brightly colored buttons for the wheels. Glue wheels onto the sides of the scoop so that it sits at an angle. Once the glue has dried, let the child pour 1/2 cup of potting soil in the scoop, place in a couple of seeds around the sides of the scoop, and pour in the rest of the soil. Slowly add water to the soil until soaked through. Place on small dish in sunny spot. Watch the new life grow from the seeds and spring forth from the soil just as life springs forth from the Goddess.



Figure 1

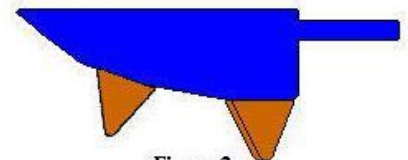


Figure 3



Figure 4

Litha Spiral Candles

Materials: Decorating wax strips or preprinted wax logs, plain ball or short pillar candle(s), craft or butter knife.

Have your child choose a couple of colored wax strip combinations. Cut each strip into 2 pieces 2 3/4" long and on piece that is 2" long. Lay a short length of one color over a longer length of another color and roll them into a tight spiral log, 1/2" in diameter by 11/2" long. When you've got eight logs use the knife (adults or older children) to cut each log into as many slices as you can. Firmly press the wax slices all around the outside of the candle, starting at the base and working up. Continue placing the slices as close together as possible until the whole candle is covered.

Stained Glass Sun Catchers

Materials: Wax paper, crayon shavings, colored string, yarn, or thread, lace, leaves, flower petals.

To begin, have the child empty crayon shavings from their sharpener, or (adults only!) use a paring knife to create shavings. A cheese grater works great for large crayons. Arrange shavings, and any of the accessory items the child chooses and sandwich between two sheets of wax paper. Iron (adults, of course) the whole package on low setting, just until the shavings melt. Cut the "stained glass" into shapes and hang them with string, in a sunny window.



Fairies' Feathered Friend Feeder

Materials: An empty milk carton, nontoxic paint, glitter, white glue, popsicle sticks, 10" wooden dowel w/ 1/4" diameter, wire hanger (cut bottom of hanger for inserting into milk carton), birdseed.

Rinse out milk carton thoroughly. Do not completely

open top, rather glue open spout back together. Cut 3" wide by 4" long arched openings on "spout" side and opposite side of carton, with base of opening approx. 3" from bottom of carton. Let the child paint the outside of the carton in Litha colors of red, yellow, orange, white, green. Before the paint dries let child sprinkle colored glitter all over the carton, (birds are attracted to shiny objects). Let carton dry. Glue painted or non-painted popsicle stick shingles onto the top of the carton as a roof. For the perches, poke holes in the carton just below the openings, and slip the wooden

dowel through the holes. Poke two holes in the top of the carton just under the roof, insert one end of the cut hanger into each hole. Fill the bottom of

the carton with wild birdseed. Hang in a spot that is easy to view, but far enough away from fences or other objects to thwart predators. Tell child how fairies, brownies, and sprites ride on the backs of birds to get from one place to another if it is too far to walk.

Summer Invocation, by Trish Telesco

For the little children to participate in the Litha ritual, have them call quarters!

"Fireflies and summer sun
in circles round
we become as one

Singing songs at magick's hour
we bring the winds
and timeless powers



Turning inward, hand in hand
Chant While Sun is Setting
we dance the hearth
Hail fair Sun
to heal the land
Ruler of the day;

Rise on the morn
Standing silent beneath the sky
To light my way.
We catch the fire
from our God's eye
Chant While Moon Gazing

Hail fair Moon
Swaying breathless, beside the
sea
Ruler of the night;
we call the Goddess
Guard me and mine
So mote it be!
Until the light"

--Adapted by Akasha Ap Emrys to share with all her friends and those of like mind.--

Gracious thanks also to Patricia Telesco for the use of Summer Invocation.

3 College-Prep Resources for Home-Schoolers

By Kelsey Sheehy, Contributor

From:

<https://www.usnews.com/education/blogs/high-school-notes/2013/09/17/3-college-prep-resources-for-home-schoolers>

Co-ops and community college courses can help parents home-school through high school

Home-schooling a teenager can be challenging. Subjects become harder for parents to teach and teens can be, well, difficult. Then, there is the question of college applications and admissions.

College prep is typically built into traditional high school curricula, but can take some extra effort in a home-schooled environment. Parents don't have a guidance counselor on hand to walk them through the necessary steps, and college recruiters probably aren't setting up booths in your kitchen over the lunch hour.

There are plenty of resources to help parents home-school their students through high school, though, if they know where to look, says Mary Ann Kelley, publisher of

www.thehomeschoolmom.com/.

Kelley lives in Virginia and currently home-schools one daughter, who is in 10th grade. Her other daughter enrolled at Germanna Community College after graduating from home-school and plans to transfer to the University of Mary Washington next year.

"Home-schooling high school requires the same things that all home-schoolers find necessary for success: flexibility, knowledge of the child's learning style, good

communication, knowledge of online resources available and knowledge of the local resources," she says.

Online resources include massive open online courses, commonly referred to as MOOCs, video lessons from sites such as Khan Academy and TED-Ed, and test-prep sites such as College Board.

TheHomeSchoolMom also has online planners and credit trackers to help parents build a transcript for their home-schooled teen.

Below are three other ways for parents to help their home-schooled teens build their college resumes and finish high school.

1. Home-school co-ops: The home-school community is an active one and many areas have co-ops that allow parents to pool their resources. These groups are especially helpful when advanced subjects are over a parent's head, notes Heather Sanders, who home-schools three children. The eldest, Emelie, is in high school.

"Could I adequately teach Emelie about Algebra? No," Sanders wrote in a 2011 blog post. "I started asking around and found a woman in our Homeschool Coop is a Math genius."

Home-school parents should tap into local groups to connect with other families, Kelley says. These resources can be scarce in rural areas, she says, but parents can reach out to state organizations to find home-school groups nearby.

2. Community college: What better way to prep for college than

by taking actual college courses? In many states, students can enroll in community college courses as early as age 15.

These classes allow students to do more than simply experience college-level course work. Some states allow high school students to take the courses for free, and students often earn dual credit for their classes. Kelley's oldest daughter finished her home-schooling with 33 college credits.

"Since our goal is a four-year degree for each student without debt, it has been a huge benefit to be able to count the community college courses toward both high school and college," Kelley said via email.

3. Volunteer and intern: Home-schooled students don't have student government and in some states can't participate on the high school sports teams. But home-schooling offers at least one benefit that traditional schooling doesn't: flexibility.

Instruction isn't confined to the hours of 8 a.m. to 3 p.m., so students can volunteer or work during the day and build up valuable experience for their college applications.

"This year my 10th-grade daughter is taking Chemistry and Spanish 3 at a co-op, Geometry at home using a video program, world history and world literature at home with various resources," Kelley said. "The flexibility allows her to also work at our local county parks and recreation teaching gymnastics while competing with a year-round gymnastics team."

Why Pagans Homeschool, continued from page 1

A common thing that Pagans do is study and learn about other cultures, histories and religions. We do it as part of our self-discovery, our quest for our own religion and spiritual values. We learn a lot about what no one ever thought to teach us. I sometimes think that the one thing that truly unites all Pagans is this thirst for knowledge. And it plays heavily into a Pagan parents choice of education for their child. We know the bias that exists in our school systems, even our public secular schools. We know our children will be raised with this same bias, this same Christian viewpoint as we were. We know our children, if they are Pagan too, may be persecuted and questioned, insulted and threatened with hellfire if they wear a pentagram instead of the oft worn cross.

And we don't want that.

We want our kids to learn about more than just what the Christian dominance says is important. We want our kids to learn about acceptance of other religions, not hatred of their own. We want our kids to be exposed to a multitude of religions, cultures, peoples and perspectives. We want our children raised and taught in diversity.

Even those of us who raise our kids within our religion, as Pagans, Wiccans or Witches, still we expose our kids to more than just our beliefs and bias. We present them with everything we can, which is still not everything there is – but it's far more than the schools might teach.

The feeling in my Pagan homeschooling group is simple, we don't homeschool because of our religions, we homeschool

because of other peoples religions – if religion plays a part in our choice at all, which it often doesn't. We homeschool so our kids can learn about other religions without bias against them, they all hold equal value. Even if we might show some bias for our own religions, we try to not show bias against others. We homeschool to provide them with an education that expands beyond the borders of our own little western Christianised worlds. We homeschool to give them depth in history, science, religion, culture, politics, language and socialisation.

Is homeschooling a choice of opportunity or fear? I think religious wise it is both. It is fear of what our kids might not learn, it is fear of them becoming biased and limited in their worldview. But it is opportunity as well. The opportunity to give our kids the values to make a better world, to share our love of the world with them. It is an opportunity to expand their minds and their horizons, their skills and their levels of understanding and even, we hope, compassion. It is an opportunity to promote diversity within their minds and hearts.

It seems odd that we would take our kids out of a largely populated school system and restrict their education to the home, to give them diversity. But we don't homeschool, we world school. We take them everywhere and show them everything and let them talk to people of different ages, races, cultures, religions and belief systems.

The school is the limit, with its gates and fences and walls.

We choose instead to give them the world.

REMINDERS

Please do not mail any school work to our office! Also, please do not have your former school(s) mail any previous school records to us. We do not need any of these items. You, the parent, are the teacher, and as such, are fully responsible for grading, and keeping and maintaining school work and records.

What We Do NOT Provide:

- Curriculum (books, etc.)
- Teachers to come to your home
- Teachers at our office to check work or give grades
- An accredited school or program (no church cover school in Alabama is accredited)

Join our Sacred Grove Facebook group!

<https://www.facebook.com/groups/190035067717206/>



Attendance Record

Student's Name: _____
Grade Just Completed: _____ **School Year:** _____ - _____
Parent's Name: _____
Parent's Email: _____
Do you check this email regularly? _____

Address: _____

Do you intend to re-enroll for the upcoming school year? _____

| | Month Total | Year Total |
|------------------|--------------------|-------------------|
| July | _____ | _____ |
| August | _____ | _____ |
| September | _____ | _____ |
| October | _____ | _____ |
| November | _____ | _____ |
| December | _____ | _____ |
| January | _____ | _____ |
| February | _____ | _____ |
| March | _____ | _____ |
| April | _____ | _____ |
| May | _____ | _____ |
| June | _____ | _____ |

Have You Moved? If so, have you notified us?

If you move to a new residence within the state of Alabama, and you move into a *different public school district*, you **MUST** send in a new Enrollment Form for the new school district, *immediately* (don't wait for re-enrollment time!). You do not have to inform the previous school district that you have moved, but you do need to let the new one know that you are enrolled in a church school; otherwise you will be subject to truancy laws.

Sacred Grove Academy
Linda Kerr, Director
PO Box 505
Auburn, AL 36831-0505

Phone:
(334) 408-7372

Email:
sacredgroveacademy@gmail.com

Website:
www.sacredgroveacademy.org



Sacred Grove Academy
P.O. Box 505
Auburn, AL 36831-0505

ADDRESS SERVICE REQUESTED

